

INSPIRED

DINING BY CANADEL

04 ISSUE
2018

GET COOKING
WITH COLORFUL
RECIPES

THE SWEET SIDE
OF MONTREAL

INTRODUCING CANADEL
FARMHOUSE CHIC

Dining Rooms
You'll Love!



For the *love*
of entertaining

Champlain



modern love

Glass tops
A touch of modern perfection.
Available in 14 inspiring colors.

*Bring
Classic
Elegance
to your
Dining
Room*

canadel
COLLECTION

farmhouse chic • classic • contemporary

INSPIRED

DINING BY CANADEL

04 ISSUE
2018

12 all in the family

How the Deveault family created a successful business

14 quality, time after time

Paying attention to detail and creating custom furniture set Canadel apart

16 what's new at Canadel

Get inspired by what's new and newsworthy

18 first impressions

Impress your family and friends with a welcoming entrance

22 dining rooms by the numbers

Everything you need to know about your room

24 inside out

Creating the perfect outdoor dining space is easier than you think

38 globetrotter

Savory destination, explore Montreal, Alexandre Da Costa's native town

43 you're invited

Colorful recipes to share

50 on the bright side

Canadel's Loft and Downtown collections: the ideal modern match

60 estate aesthetics

Best tips to bring your space together

70 country living

Introducing our new Canadel Farmhouse Chic styles

80 home free

How to create the perfect home away from home

96 shapes and sizes

Discover our Signature program, made to fit all sizes



CREATIVE DIRECTOR
Marie-Christine Deveault

MARKETING DIRECTOR
Lyne Dutil

MARKETING COORDINATOR
Alexandra Raymond

DESIGNER
Richard Gingras

LEAD 3D ARTIST
Jean-François Giroux

PUBLISHER
maison1608.com

PRESIDENT AND EDITOR
Anne-Marie Boissonnault

EDITORIAL

CREATIVE WRITERS

Yann Fortier
Paige Magarrey
Michael Totzke
Lisa Van De Geyn

TRANSLATION

Toby Cayouette

COPY EDITING

Elizabeth West

CONTRIBUTOR

Karine-Ève Crochetière
Annie Ferland

ART

ART DIRECTOR
Julie Boulanger

GRAPHIC DESIGNERS

Laura Doherty
Audrey Geoffroy-Plante
Ariane Michaud-Gagnon
Elena Fragasso
Maud Blanchet

PHOTOGRAPHY

Olivier Bousquet, Valérie Busque,
Catherine Côté, Annie Ferland,
François Lallier, André-Olivier Lyra,
Andre Rider

SET DESIGN

Anne Côté

PRODUCTION

PROJECT MANAGERS

Jennifer Campbell
Kathleen Forcier
Marie-Andrée Parent

CONTENT MANAGER

Anne-Laurence Jean

MANAGEMENT COORDINATOR

Valérie Bisson

PRINTED IN CANADA BY SOLISCO
Maison 1608 takes all possible precautions to ensure factual accuracy in its pages. It is not responsible for errors in the information published. All reproduction, in full or in part, is forbidden without the written permission of Maison 1608. The opinions expressed in this magazine are those of the writers and do not necessarily represent the opinions of the publisher nor Canadel.

Copyright © Maison 1608, 2018.


MAISON 1608
BY SOLISCO



Gourmet



The Art of Dining



PHOTOS ANDRE RIDER, ANDRÉ-OLIVIER LYRA

If you think about it, the kitchen and dining rooms are truly the heart of a home for many of us. These are the spaces where we share good times with family and friends, and indulge in everything entertaining, from cooking delicious meals to enjoying lively conversation. A beautiful dining area—one that reflects your taste and style—makes the experience even sweeter.

At Canadel, we believe many of life's special moments take place in this room. That's why we put so much care into the design and building of our gorgeous custom furniture.

We also embrace dining in a more holistic way. We recently ventured into new waters with the publishing of our book: *The Art of Dining*—160 pages filled with

delicious recipes and inspiring ideas on how to host the perfect dinner, plus so many other tips and tricks. This book, like this issue of *Inspired* magazine, reflects our passion.

Not only are we proud to be a source of inspiration if you're in the market for new furniture, we also love curating menus, sharing design tips and collecting beautiful objects to add that final touch to your beloved dining room. We'll handle the furniture—just add good food, loving family members and great friends and let the magic happen.

Marie-Christine

Marie-Christine Deveau
Creative Director

Canadel's family tree keeps growing. From left, Guy, Marie-Christine, Michel and Jean-Philippe Deveault are working hard on the success of the company.



ALL IN THE FAMILY

The Deveault family has spent three decades building Canadel. Today it's a successful brand that continues to thrive.

WORDS BY LISA VAN DE GEYN
PHOTO ANDRÉ-OLIVIER LYRA

Did you know?

54%

OF TEAM CANADEL
HAS MORE
THAN 10 YEARS
OF SENIORITY.

DISTRIBUTION

Canadel products are distributed by over 1,200 retailers across the United States and Canada.



Canadel's chief executive officer Guy Deveault comes by furniture manufacturing and retail honestly—you could say it's in his blood.


When Guy Deveault was a young man in school, his father ran a furniture factory. He devoted his summers to working in the factory alongside his father, constantly absorbing the senior Deveault's immense knowledge of not only the furniture industry, but also the ins and outs of how to run a successful business. "I did a bit of everything there," he says. "I started in the shop and worked my way up to foreman." Deveault's brother, Michel (who serves as Canadel's president), joined the family trade in 1984 and the rest, as they say, is history.

In the last 30-plus years, the brothers have seen a revolution in their

industry. There have been countless changes in the furniture industry—everything from the way materials are sourced, to how products are distributed, to what customers are looking for when they make a big purchase. What hasn't changed, however, is the Deveaults' belief in producing unparalleled dining furniture and the integrity of their products, the care for their employees (they have more than 700 who go to work each day), and their business practices with suppliers and customers. "We often close deals with no more than a handshake; the good-old fashioned way," Guy says.

There's another key way the Deveaults have followed in their father's footsteps—Guy and Michel's children also hold positions at Canadel. Marie-Christine, Guy's

daughter, works as creative director, while her cousin, Jean-Philippe, is in product development. "Everyone is so passionate," Marie-Christine says about the company's employees. "Whether they work in the factory or the office, everything runs like clockwork."

With incomparable growth each year, Canadel is poised to continue to flourish. Their innovative designers are always working hard to introduce new collections and lines; their plant is equipped with the most up-to-date, high-tech machinery; and their loyal employees (some have been with the company for more than 20 years) continue to provide first-rate customer service. As for the Deveaults, their connection—both at the office and at home—remains as strong as the furniture they build. 



QUALITY, TIME AFTER TIME

As your furniture designer, Canadel goes by a set of values that have never changed. We pride ourselves on our emphasis on artistry, our meticulous attention to detail, and the talent, quality, and imagination our designers bring to the thousands of custom pieces we fashion and produce.

WORDS BY LISA VAN DE GEYN **PHOTOS** ANDRE RIDER, CATHERINE CÔTÉ

14



Did you know that every piece Canadel creates—from our Canadel, Gourmet, Loft, Downtown, Champlain, and East Side collections—in our 650,000-plus square-foot facilities is made by hand by our remarkably talented team of designers, woodworkers, tailors, and more?

It's been more than 35 years since we opened our doors and since then we've mastered everything from designing unique, functional pieces, to the labor that goes on during production, to working with our treasured clients to deliver exactly what they want and need to furnish their dining rooms. "It takes two to eight months to come up with a new product. From the time we have the idea for the prototype right through to production, everything is studied and tested to make sure the wood stays in place and that the piece of furniture will keep its good looks for the rest of its long life," says Canadel's sales manager Denis Charest. Our process speaks to the high standards that have kept us successful and at the top of our games for more than three decades.

But that's not the only thing that sets us apart from the competition. "This might look like a simple chair, but there's a tree inside and hours of design and manual labor that go into it in our own wood-processing facility," says CEO Guy Deveault. Turning, say, a birch board into a comfortable chair

Did you know?

114,800
YARDS OF FABRIC

AND

140,000
SQUARE FEET
OF LEATHER

are used annually to make our chairs, stools, and benches. That's enough to cover 30 football fields.

or opulent-looking table is what Canadel does best, and this is where incredible attention to detail comes in. No matter the stage—from staining wood to sewing the last seam on a cushion to carving ornate designs into legs—there's a series of careful inspections to ensure the quality of each product meets our standards. We take our promise to customers—to produce custom-built, made-to-measure pieces—to heart. No two products on the production line are the same.

When it comes to our process, we have it down to a fine art. We move quickly to fill any knots in the high-quality wood we use to give our pieces a longer life. Always cognizant of keeping the natural appearance of our wood, we reinforce boards, sand them down and then distress them, giving them that popular, classic aged appearance. It's not an easy technique to master. In fact, Canadel employees created their own



tool for distressing—a manufacturing secret that gives our collections a one-of-a-kind appearance.

Charged with bringing out the wood's natural beauty, talented specialists stain pieces by hand after distressing has taken place. These folks have been trained to ensure an identical stain for each table-and-chairs set. Most people believe that the upholstery stage wraps up the job, but at Canadel, there's still one final quality check that must meet our approval: packing. Our employees handle your furniture with great care, and they ensure the package is kept safe and secure during transport.

Our goal has always been the same: When your new dining room Center-piece arrives at your door, we hope it exceeds your expectations and becomes the unifying element of your home. **C**

15


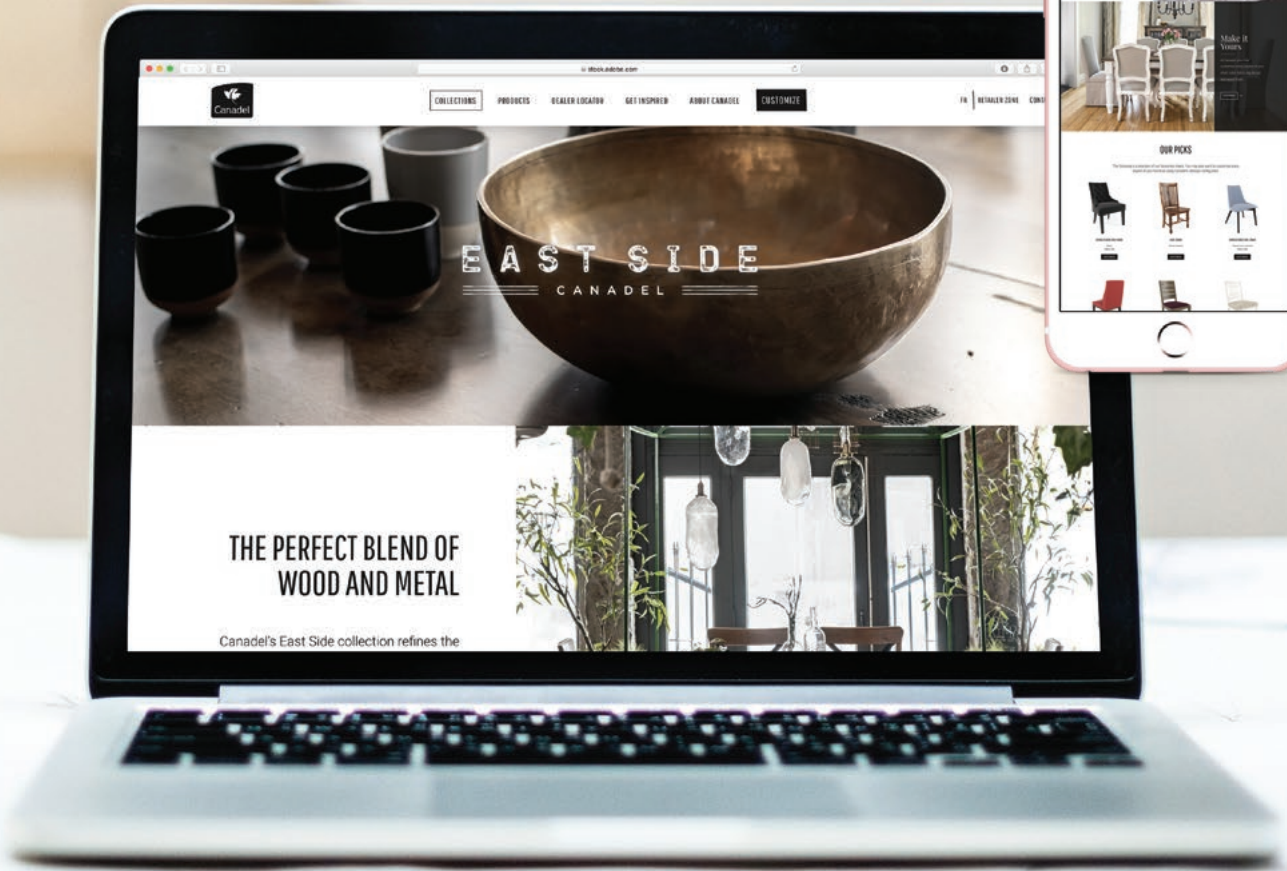

WHAT'S NEW AT CANADEL

PHOTOS VALÉRIE BUSQUE

Get inspired by our new website

We're thrilled to share these new ways you can access Canadel's huge product offering of fabulous furniture. Our brand new redesigned website gets you inspired as you browse through the different products or collections pages. Plus, our renowned UDesign tool lets you choose the colors, fabrics, legs, and pedestals. Get creative and build your perfect room with our favorite picks section. Not only can you find us on your desktop at canadel.com, check us out on your mobile device!

YOU CAN ACCESS
OUR UPDATED
WEBSITE VIA YOUR
SMARTPHONE.
ALSO DON'T
FORGET TO
FOLLOW US ON
SOCIAL MEDIA
TO STAY TUNED!



THE NEW CANADEL ART OF DINING BOOK

You already trust Canadel when it comes to functional and high-quality dining room furniture, but did you know our expertise in the art of dining also includes entertaining? Our new book is chockful of wonderful recipes, and there are plenty of tips and tricks on everything from welcoming guests, prepping your table, and proper etiquette, to upping your décor game.



Quilted Comfort

FROM DINING TO ACCENT AND SIDE, CHAIRS THAT FEATURE LUSH QUILTED FABRIC ARE ALWAYS IN STYLE. CHECK OUT THE OPTIONS IN ALL OUR COLLECTIONS FOR A FASHIONABLE ONE LIKE THIS.

First Impressions

Whether your space is expansive or cozy, here's how to create a welcoming entrance that will have friends and family feeling right at home.

WORDS BY LISA VAN DE GEYN
PHOTOS ANDRE RIDER



You know what they say: You never get a second chance to make a good first impression. Start with a couple of Canadel's timeless pieces—a tufted grey bench with clean lines and a simple round glass-top table with dark pedestal act as perfect centerpieces for visually striking vignettes. Go ahead and toss in a soft wool throw, a few of your favorite reads and some rich-hued flowers displayed in baskets and urns for a warm, inviting look. A trio of blossoming orchids in pretty glass vases sitting below a classic hanging pendant light complete with brushed nickel accents makes for an uncluttered and truly hospitable entryway. >



A stunning buffet can reside in a space other than the dining room. Here a versatile piece from Canadel's popular Farmhouse Chic style does double duty as entryway furniture. Its tabletop provides plenty of space to display a lamp, clock, flowers, and any other bits worthy of such a prominent spot in the home. There's also ample storage—drawers are the perfect place to stash keys and mail.



1. Stash your umbrellas in a rustic but practical basket. They'll be ready when you need them! Sisal basket, H&M. hm.com
2. What could be more inviting than a fabulous scent as you enter a room? Candle and glass cloche by Farmhouse Pottery, farmhousepottery.com
3. Display a beautiful book featuring delicious recipes and interesting

- narrative tales. The Kinfolk Table, kinfolk.com
4. A pretty flower pot adds interest to your small greenery. Flower pot by Torre & Tagus, stylight.com
5. Choose an original lamp to keep the ambience cozy but stylish all night long. Mya table lamp, cb2.com

DINING ROOMS BY THE NUMBERS

22

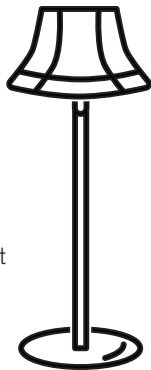


The length in inches that your curtain rods should extend past the outside of your window casings.

4

68

The perfect floor lamp height in inches (this height hides the bulb when sitting and standing).



The approximate number of feet you should leave between the wall and the backs of chairs to allow space for walking.

The percent of your room that the rug should cover.

60%




 18½

The height in inches your chairs should be if you have an average-sized 30-inch dining room table. (To find the correct height, simply take the height of your table and subtract 12 inches.)

 5

The approximate height in inches at which the lowest piece of art should sit above furniture.

 35

The approximate height in inches at which the lowest point of your chandelier should be hung above your dining room table.

24

The number of inches of table length each guest should have (elbow room!) to sit and eat comfortably.

 3 TO 3½

The height in feet you should look for when buying a buffet. It should also be deep enough to hold your widest serving platters.

You may also consider serving pieces which are available in a height of 40 inches.



EAST SIDE
CANADEL



24

INSIDE OUT

When cooler days make way for warmer weather, that's your cue to set up a backyard retreat, and invite your nearest and dearest for a meal *en plein air*.

WORDS BY LISA VAN DE GEYN PHOTOS ANDRE RIDER

There's no better way to enjoy the warmer seasons than to head outside with a delicious meal and refreshing drinks. Entertaining in the great outdoors is a trend that isn't going anywhere—not only is there minimal decorating required (let your garden take center stage), but your grill and furniture will easily double as your kitchen and dining room.

Dinner on the Deck

Outdoor dining areas are truly extensions of your home. And al fresco dining is all about casual entertaining—it lends itself to simple, fresh dishes and icy-cold beverages. Whether you're serving breakfast poolside or doing dinner under the stars, it won't take much to transform your backyard deck or patio into an outdoor oasis ideal for treating friends and family to a feast. >



THIS CHARMING SPACE—OUTFITTED WITH VARIOUS PIECES FROM THE CHAMPLAIN COLLECTION—SERVES AS THE PERFECT BACKDROP FOR AN INTIMATE BRUNCH WITH YOUR BEST FRIENDS.



DESIGNER TIP
Keep it simple: There's no need to fill your tabletop with lavish blooms when you're sitting next to a lush garden.

Up on a Pedestal

Choose a super-stylish round pedestal table for smaller, more intimate porches, patios, or decks.



Champlain collection,
Dove White
and Oak washed top



Downtown collection,
Honey washed, clear glass top



Gourmet collection,
Leaf washed



THERE'S A REASON AL FRESCO DINING IS A NO-FUSS OPTION WHEN YOU'RE WELCOMING GUESTS—THERE'S NO DECORATING NECESSARY. LET THE EXQUISITE COLORS IN THE GARDEN DO ALL THE WORK.

Would you dare to bring the garden into your dining room with fresh floral patterns?

The Champlain collection fits this quaint solarium like a dream, combining the furniture's rustic feel with hard edges and strong lines, with a softer vintage-inspired damask-like pattern. When it comes to seating, try mixing and matching by incorporating classic side chairs on one side of the table with a bench adorned with the same upholstery on the other side. >





DESIGNER TIP
Opt for unexpected canisters and containers to hold blooms and try a vintage glass bottle to serve as a fancier beverage dispenser.



Mixing up your seating can be as subtle as adding a bench (like we did on page 29) or as bold as choosing various styles of chairs—think some with arms, some with rounded backs, etc. But you can get creative in other ways too: try chairs in an array of hues. Just be sure the colors you choose—we went with a Leaf washed green, Baby Blue, and Dove white from the classic Canadel collection—are complementary. >



BENCH WARMERS

WHETHER THEY'RE UPHOLSTERED OR HAVE RUSTIC WOODEN SEATS, A BENCH CAN ADD A UNIQUE LOOK TO YOUR SPACE.

32



Canadel collection,
Sage green



Loft collection,
Natural washed



Canadel collection,
Whisper with fabric TU



Champlain collection,
Natural washed with fabric 5D


Substitute Seating 101

Benches are an obvious choice for folks who like a little variety in their seating. Whether it's at the foot of the bed, in your front entryway, at the dining room table, or on the back porch, there are a few guidelines to keep this versatile seat as functional as possible. First, choose a bench that's at least four feet

wide to accommodate two people comfortably. Next, select an upholstered piece for added comfort. Finally, your bench doesn't have to match other wood pieces in the room, so if you're into that rustic look (like these natural-washed options), just go for it. >



THERE'S NO STEADFAST RULE THAT SAYS BENCHES MUST BE USED FOR SEATING. HERE IT WORKS AS A CHARMING TABLETOP WHERE HERBS, FLOWERS, AND OTHER KNICKKNACKS CAN BE DISPLAYED.



Whether you opt for a low-key dining space or a more formal room, creating ambience is essential.

While your exterior dining area can easily be transformed into a tranquil, super-relaxed spot where you throw a couple burgers on the grill, crack open crisp, cold drinks, and chat with friends until the wee hours, not every occasion begs for such an easy-going feel. When a more formal garden event is called for, a table-and-chairs set like this one from the Champlain collection fits the bill. A tablescape featuring candles and your prettiest glassware helps set the mood. **C**

HOSTING A MORE FORMAL AFFAIR?
THIS ORNATE-LEGGED CHAMPLAIN
TABLE DEFINITELY ADDS A SENSE
OF DECORUM TO YOUR PATIO.



WOOD PASSION
Light Pendant
Craftmade Gem
lampe.ca

ULTRA VIOLET
2018 Pantone
Color of the Year



HAPPY HOUR
Marble Floral Grey
Lilac, Rose Gold
& Silver Watch
Olivia Burton
oliviaburton.ca



ULTRA MODERN

PURPLE REIGNS RIGHT NOW,
THANKS TO 2018'S COLOR
OF THE YEAR, ULTRA VIOLET.



WARM GLOW
Wood Lanterns
Crate & Barrel
crateandbarrel.com

PARTY BUCKET
Quinta Natural Cork
Centerpiece Bowl
Juliska
juliska.com



LAVENDER EVERYWHERE
Candle
Maison Lavande
maisonlavande.ca



INDOOR GARDEN
Pillow
Anthropologie
anthropologie.com

FOR YOUR COMFORT
Canadel collection
Honey washed with
Sunbrella fabric JQ
canadel.com



FLOWER POWER
Ready-to-wear
Spring 2018,
Rodarte





THE PERFECT COMBINATION BETWEEN EUROPEAN CHARM
AND NORTH-AMERICAN MODERNISM

MONTREAL

As a cultural gateway between Europe and America, Montreal gives you the best of both worlds: a fabulous destination with endless opportunities for rich, rewarding experiences.

WORDS BY YANN FORTIER

PHOTOS OLIVIER BOUSQUET, ANDRÉ-OLIVIER LYRA

Wander through Montreal and travel back in time; let yourself experience the many cultures and colorful history that shaped this exceptional city. On foot, by metro or by bike, fall for its charms all year-round. First stop? **Old Montreal**, where it all started more than 375 years ago. Scattered among its narrow, age-old streets, and all along the **Old Port**, trendy boutiques and restaurants perfectly capture the creative and bohemian chic spirit that makes Montreal so special. A perfect opportunity to discover local designers, who exhibit a unique combination of Nordic and contemporary sensibilities.

THIRSTY FOR CULTURE

Montreal is bursting with cultural spirit. It gave rise to outstanding artists like Céline Dion, jazzman Oliver Jones, great singer and poet Leonard Cohen, and pop bands like Simple Plan and Arcade Fire. The metropolis is also home to several creative and innovative businesses, including the Cirque du Soleil and Moment Factory, whose unrivalled shows are admired throughout the world.

The architecture of the grand city continues to attract many a Hollywood production, since its wide variety of neighborhood flavors can stand in for almost anywhere, from New York to Paris. Bilingual, festival- and family-oriented, Montreal welcomes you like an old friend, and you'll never have to worry about feeling safe either.

At the heart of the downtown core, discover the **Quartier des spectacles** and its magical **place des Festivals**: spend your summer nights with 200,000 other people, celebrating under the stars with international celebrities. Several multipurpose

Did you know?

Montreal is where Justin Trudeau, the Prime Minister of Canada, grew up, and where he earned a degree in English Literature from McGill University.


Montreal is home to more than 4 million inhabitants and 120 different nationalities.

spaces, museums, galleries and interactive installations bring this area to life, making it one of the most vibrant on the continent.

Montreal is also home to many spectacular festivals and events, such as the famous **Montreal International Jazz Festival** and **Montréal en Lumière** devoted to gastronomy and the finer things in life. Every year, renowned chefs from the best restaurants in the world take part alongside our very own cream of the crop.

See Montreal's superb religious heritage in full display, and visit the **Notre-Dame Basilica** and **Saint Joseph's Oratory**. A feast for the eyes and mind, the **Montreal Museum of Fine Arts** and **McCord Museum** are top priorities. The latter gives you a good look at Montreal's First Nation, francophone and anglophone roots, a history largely responsible for making the city the unique and enriching place that it is.

After spending the day downtown browsing through the shops along



À TABLE!

MONTREAL ALWAYS SERVES YOU THE BEST OPTION, WHATEVER MAY BE YOUR TASTE OF THE MOMENT

RESERVATIONS REQUIRED

Toqué!
Montreal's Signature Restaurant
A must for rigor and refinement. The dishes here are as meticulous as the design. The best bet: the seven-service tasting menu, which changes according to season. You won't be disappointed.

Mouso: Dizzying
Centre-Sud neighborhood treasure, Mouso is a high-wire experience. You're in a festive atmosphere, but the celebration also happens in your plate, thanks to Antonin Mouso-Rivard, who creates perfect masterpieces, in a broad range of services and sublime wine and food pairings.

FOR LUNCH
Portus Calle 360:
Our own favorite
A refined Portuguese restaurant serving up wonderful portions of fish, seafood and grilled meat, in a bright, rotating panoramic space, perched atop a building downtown. Throughout your admirable meal, you'll take in the most extraordinary view of Montreal and its surroundings.

AFTER-WORK DRINKS
When time permits, the most beautiful terrace lies above the **William Gray Hotel**, in Old Montreal. If you want to keep warm, **Pullman** has wonderful tapas on offer, and more importantly, a perfect wine list.



A Leonard Cohen mural was inaugurated in downtown Montreal last year



One of the plates served at Mouso restaurant

Sainte-Catherine St., devote the next one to an adventure up **Saint-Laurent Boulevard**, where, from Chinatown to Little Italy, you can sample and taste all of the cuisines and flavours in the world, as well as the many cultures that made the city what it is today. Counting no fewer than 120 different nationalities among its inhabitants, Montreal is brimming with know-how culled from the entire planet.

Montreal is celebrated worldwide for its culinary expertise and phenomenal quantity of restaurants, cafes and bars. A brief stop at the incredible **Jean-Talon** and **Atwater markets** and you'll see why. Throw in a few expansive public parks (**Mount-Royal**, **Jean-Drapeau**, **Lafontaine**) and gardens for good measure, and you'd be hard-pressed to find a better place than Montreal to add to list of next destinations!

ALEXANDRE DA COSTA'S MONTREAL

He has travelled the world, lived in Spain for nearly 15 years, completed a residency in Vienna and taught in Australia. Violinist Alexandre Da Costa has gained international recognition, performed on dozens of recordings and given 2,000 concerts as a featured soloist, on a constant search for new horizons, yet he remains firmly connected to his Montreal roots.

"When I think about Montreal, the first thing that comes to mind is its diversity. Whenever you want, you can travel, get a change of scenery, feel like you're somewhere else, and it only takes a few minutes. It makes it easy to discover food from all over the world."

TASTY MEMORIES
Every time Alexandre Da Costa comes back from a tour, certain rituals must be observed. His required eats include **Saint-Viateur** bagels and the legendary **Schwartz's**, a 90-year-old Hebrew deli turned world-famous shrine to smoked meat. People line up for good reason, waiting to savor, in its time-warp surroundings, the iconic sandwich, sliced medium, with a cherry cola and dill pickle.

On Laurier Avenue West, the **Chez Lévesque** restaurant, a classic Parisian bistro, triggers other childhood memories: "We couldn't afford it, but sometimes we were treated to a meal here. Coming back now reminds me how far I've come."

THE FIRST NOTES
Alexandre Da Costa's childhood was instrumental in what came next. When he was five years old, he listened to a series of audio tapes at home in which legendary violinist Yehudi Menuhin introduced children to classical music's greatest names. "That's when I realized the significance of Stradivarius," says the man who, in summer 2017, received a real Stradivarius on loan for 10 years as a gift from his friend, Canadel CEO Guy Deveault.

"The violin doesn't make you better, but it gives you the energy and motivation to take projects seriously, especially since the public expects a certain level of performance," the violinist explains about the iconic instrument. "Even if it belongs to a friend, I think that beyond our own lives, in a greater sense, it belongs to humanity. So I have a responsibility towards Guy, but also towards society."



Alexandre Da Costa and his Stradivarius

WHEN I THINK ABOUT MONTREAL, THE FIRST THING THAT COMES TO MIND IS ITS DIVERSITY.



THE RUSTIC LOOK,
REFINED.



You're Invited

THE ART OF THE DINNER PARTY

Take one beautifully curated menu, a group of loved ones, a few hours of conversation and laughter, and voilà!—you have everything you need to throw a successful soirée.



PHOTOS ANNIE FERLAND, VALÉRIE BUSQUE



SLOW COOKER COCONUT CURRY SOUP

YIELD: 6-8 SERVINGS

SOUP

4 cups (1 L) butternut squash, peeled and cut into cubes (1 medium-sized squash)
 1 can (14 oz. / 398 ml) coconut milk
 2 cups (500 ml) chicken stock
 1 tbsp. (15 ml) red curry paste
 8 pieces fresh ginger, about ½ inch thick
 2 tsp. (10 ml) fish sauce
 1 tbsp. (15 ml) honey

GARNISH

1 lb. (454 g) shrimp
 Lime juice
 1 green onion, chopped
 Whole squash cubes, set aside
 Choice of microgreens to decorate (optional)

Place all soup ingredients in slow cooker. Cover and cook on low for 6 hours (warm for 2 hours).

Remove ginger pieces. Set aside a few whole squash cubes (optional). Blend the soup until smooth using a blender or immersion blender. Return soup to slow cooker.

Increase heat to high. Add shrimp and stir. Cover and cook for 15 to 30 minutes, depending on size of shrimp, until fully cooked.

Just before serving, add lime juice, green onion, whole squash cubes, and microgreens (optional).

DOUBLE-MUSTARD SALMON FILLET WITH PANKO DILL CRUMBLE

YIELD: 4 SERVINGS

SALMON

3 tbsp. (45 ml) honey
4 tsp. (20 ml) prepared mustard
4 tsp. (20 ml) Dijon mustard
1 tbsp. (15 ml) olive oil
Fresh ground pepper
4 shallots, sliced into rounds
1½ lb. (680 g) salmon fillet
(cut into 4 sections, if desired)

PANKO CRUMBLE

1 tbsp. (15 ml) butter
1 cup (250 ml) panko
1 tbsp. (15 ml) fresh dill, chopped
Salt

Preheat oven to 375°F (190°C). Line a baking sheet with parchment paper or a silicone baking mat.

Combine honey, both types of mustard, and olive oil in a bowl. Add pepper to taste. Spread shallot rounds on bottom of baking sheet. Place salmon fillet on top of shallot rounds with the skin side up. Baste fillet generously with mustard mix.

Bake for 20 to 25 minutes or until well done and skin comes away easily with a fork.

FOR THE PANKO CRUMBLE

Melt and stir butter in a pan. Add panko. Stir thoroughly and add salt to taste. Remove from heat and add dill. Set aside.

Add panko crumble to salmon fillet just before serving.

TIP
Serve with
basmati rice
and grilled
vegetables.





CARROT CAKE

YIELD: 15 SERVINGS

CAKE

8 eggs
2 cups (500 ml) vegetable oil
½ tsp. (2.5 ml) pure vanilla extract
¾ cups (940 ml) all-purpose flour
1½ tsp. (7.5 ml) baking soda
1 tsp. (5 ml) baking powder
1 tsp. (5 ml) ground cinnamon
4½ cups (1⅛ L) carrots, shredded
2 tsp. (10 ml) salt
¾ cups (690 ml) sugar

ICING

8 egg whites
2 cups (500 ml) granulated sugar
2 cups (500 ml) unsalted butter, at room temperature, cut into small cubes
¼ cup (300 ml) water
1 tbsp. (15 ml) pure vanilla extract
¾ cups (810 ml) Philadelphia cream cheese

FOR THE CAKE

Measure and sift the flour, baking soda, baking powder, cinnamon, and salt.

In another large bowl, beat eggs with sugar until fluffy. Fold in oil and vanilla, then the dry ingredients, ending with the carrots.

Grease and flour two 9-inch round pans. Bake at 350°F (175°C) for 45 to 50 minutes. Remove cakes from pans and allow to cool.

FOR THE ICING

Heat sugar and water to 245°F (118°C). At 230°F (110°C), start beating egg whites until soft peaks form. At 245°F (118°C), pour the syrup over the egg whites and whip into a firm meringue. Add butter and vanilla to the mix and whip into buttercream.

In another bowl, beat cream cheese until smooth, then fold into the buttercream with a spatula.

ASSEMBLY

Cut each cake horizontally into three equal layers. Spread frosting over each layer with a spatula and stack layers. Top cake with remaining frosting so that you can still see the cake through the frosting. Place on a serving tray and decorate.

50

ON THE BRIGHT SIDE

Streamlined wooden pieces with that cool urban look is what makes the Loft and Downtown collections so alluring.

WORDS BY LISA VAN DE GEYN
PHOTOS ANDRE RIDER

There's no doubt about it: The Loft collection is definitely for trendy types who love that urban feel, opt for clean lines, prefer a more minimalist style and an almost industrial kind of design. The use of birch wood mixed with metal accents really speaks to the authenticity of the both chic and sophisticated collection.



52



Beautiful birch

If you're new to birch furniture and not sure how to care for your stunning new pieces, don't fret—cleaning fine wood pieces, like this coffee table, is simple, as long as you use the right cleansers and technique. First, test a mixture of water and dishwashing liquid on a discreet area (such as underneath the table or the inside of a leg). If the piece cleans well without looking grubby, wipe down the rest of the table. Just don't saturate it with water—a damp cloth will do just fine. >



This sofa is the perfect choice for pairing with the Loft collection—its simple lines mesh with the super-clean profiles of the furniture.

This gorgeous buffet in washed ebony is part of the Downtown collection, and the similarities to the Loft collection are definitely obvious. Both feature a modern, fresh look that complements styles that aren't quite as contemporary.



One of the reasons Canadel is so popular is that the six collections we boast are completely interchangeable. What does that mean? You can pretty much mix and match pieces from one collection with another with ease. If your style is more industrial and urban but you also like that rustic look, an organic feel or a touch of class, there's something for you at Canadel. This buffet (from the Downtown collection mixed with pieces from the Loft collection) is a testament to how easily you can blend styles. >



55



DESIGNER TIP

A bench in the front entrance is always welcome and, while it's prime seating, it's also a great spot for a vignette (like this one, complete with a throw and handbag).

This dining set from the Downtown collection has the perfect look for those who tend to go for modern comfort mixed with that slight hint of retro that's seen in the profile of the chairs' legs.



DESIGNER TIP

Go with black, white, or stainless-steel dinnerware to really make your tabletop pop.



These quilted upholstered chairs are a hit, and for good reason. Chairs with cushioned backs and seats are obviously more comfortable for guests, keeping diners at the table immersed in conversation long after the main course has been served. But that's not all these quilted beauties do—they add a softness and richness to a traditional table. What's more, they have the ability to look quite formal if the evening calls for it, but they're also relaxed enough for a casual coffee-and-dessert get-together with friends. >



A Guide to Bar Stools

59

Nothing says casual eating like a few stylish bar stools pulled up to the island. Before you start picking your favorites, here are the basics.

THE SEAT HEIGHT

Stools typically come in two heights: bar height, which is about 30 inches, and counter height, which is about 24 inches.

THE BASE

There are generally two options: four-legged bases and pedestal designs. Both styles can be specified with swivel capabilities.

THE BACK


Before choosing whether you want a stool with or without a back, consider what the seating will be used for. If it's more of a lounge setting, backs will help to keep guests comfortable.

Many designs have a half-sized back to add support while still tucking underneath a bar or counter.

THE SEAT

Upholstered cushions offer added comfort, while un-upholstered versions are usually easier to clean and keep the look simple.

THE IDEAL NUMBER

Measure the bar or island, and break down the space into 24-inch segments for each stool. Don't crowd the space—if you think you need some extra seating, opt for a couple of folding stools that you can tuck away when not in use. 

ESTATE AESTHETICS

Read on to find the pieces
(and tips) you need to bring
your space together.

WORDS BY LISA VAN DE GEYN
PHOTOS ANDRE RIDER



THE SHARP PROFILE OF THIS TRADITIONAL CANADEL TABLE-AND-CHAIRS SET IS SOFTENED BY THE ROUND AND OVAL PIECES THAT ADORN THE TABLETOP, BUFFET, AND MANTLE.



DESIGNER TIP
Don't be afraid to mix wood and metals. This copper-toned tray and vase brighten up a darker tabletop. (Don't forget to add colorful blooms!)

Listen to Your Art

Where a much-loved painting, favorite photograph you've enlarged, or other cherished drawings, collages or murals are hung over furniture—be it your sofa, bed, or a buffet in the dining room—is key. You don't want to hang art too high—you shouldn't have to lift your head to get a good view of the piece. Instead, take a cue from the way museums hang their treasured works of art and secure the piece at eye level. A good rule of thumb is art should hang between 57 and 60 inches from the floor. >



This handy piece doubles as both a smart kitchen cart—complete with storage drawers and shelves—and an island, with enough room to prep food, use as a serving station when hosting and even use as a tabletop where folks can eat when you pull up a couple of chairs.

Behind the Wheel

A portable kitchen island is one of those pieces of furniture that you don't realize how handy it is until you have one. Not only are they super functional, but the ability to move this one throughout the kitchen, into the dining room, and anywhere else in the home makes it a must-have. Whether you have a small kitchen and need the extra countertop space (complete with butcher-block cutting surface) or you love the idea of having a utility table where you can create serving stations during dinner parties, don't be afraid to get creative with how you use this versatile piece. >



DESIGNER TIP
Take advantage of the butcher block to prep food and drinks.






GOT A ROOM WITH A VIEW? TAKE ADVANTAGE OF THE NATURAL LIGHT AND SCENERY BY PLACING YOUR MAIN DINING AREA IN FRONT OF LARGE WINDOWS.



DESIGNER TIP
Simple buffets with glass panels call for just a few accoutrements, such as vases and urns in complementing color palettes.



Who says your dining-room chairs have to match? You can easily add interest when you choose different styles, designs, and colors. The key is to be consistent—that is, select pieces that complement each other but also have some unique characteristics. This set is from the Champlain collection, and we've paired it with a wooden-seat bench and dark rustic side chairs. The look is finished off with grey upholstered side chairs with a Dove white distress finish flanking each end of the table. 

The centerpiece of this room is most certainly this fabulous rectangular table with pedestal. Part of the Champlain collection, it's shown here with a Dove white distress finish that lends itself beautifully to that antique, vintage feel.



LIGHT PARADISE
Chandelier
Creative Co-Op
bhg.com



LUNCH TIME
Blush Pink Tote
Kate Spade
katespade.com



MARBLE PERFECTION
Wall Mirror
Allen Roth
lowes.ca



CUISINE BONBON
French Oven
Le Creuset
lecreuset.com



PURE GREY
Fabric available
at Canadel
canadel.com

TAKE A SEAT
Canadel's East Side
Collection
Mist Grey washed
with fabric 7A
canadel.com



CHEERS!
Two-tone Pink
Wine Glass
Zara Home
zarahome.com



CERAMIC GENIUS
Vase
Normann Copenhagen
normann-copenhagen.com

PERFECT MATCH
Stripe Cushion
Aura
floandfrankie.com



ALL ABOARD
Cruise 2018
Chanel

COUNTRY LIVING

If you're drawn to that simple, rustic country feel when it comes to your décor, the Canadel Farmhouse Chic styles are right up your alley.

WORDS BY LISA VAN DE GEYN
PHOTOS ANDRE RIDER



IF THERE'S ONE
PIECE THAT SAYS,
"RUSTIC DÉCOR," IT'S
A PAIR OF ANTLERS
PROMINENTLY
DISPLAYED EITHER
ON THE TOP OF A
BUFFET OR HANGING
ON A WALL.



Let's talk about country living. Here's the thing: You certainly don't have to live in a barn or say goodbye to your urban roots to turn your adobe into a rural-inspired haven. This type of design really emphasizes nature and rugged, natural beauty.

It's full of color that's reminiscent of a cottage garden, there's plenty of wood, weathered finishes, furniture with simple lines, soft and comfortable seating and it has that undeniable "shabby chic" feel that's so in style. The exposed

brick (on the floor and in the fireplace) works seamlessly with this Canadel Farmhouse Chic set, the white, plush, faux-fur throw softens the lines in the furniture and adds a touch of luxe to an otherwise simple look. >

**DESIGNER TIP**

If you're lucky enough to have a wall resembling barn board, you can't go wrong with painting it a lacquered white. It's the perfect farmhouse-inspired focal point.

74

Not all country-inspired décor has to have that rustic, farmhouse look. Here, the pairing of the lighter wood table and the chairs' neutral hue with the greys and blues in the dinnerware and the crisp white linens offers a country-French appeal. The upholstered seats not only add comfort for guests who are happy to sit around making conversation for hours, but the material enhances the feeling of a more formal dining room that may be more refined than usual country dining spaces, but still relaxed. >



The color of the brick floors blends beautifully with the warm color of the chair legs and table.



KEEP YOUR
DINNERWARE SIMPLE:
THE ROBIN'S EGG BLUE,
MUTED GREY, AND
WHITE LINENS DON'T
TAKE AWAY FROM THE
RUSTIC FURNITURE.

This more detailed,
brushed chandelier is
an unexpected touch in
this room but still works
with the rustic décor.



Choosing a table that will fit into your farmhouse-chic home isn't always easy—you want something that has an air of old-world charm, a piece that's warm and inviting and one that will be super functional. This table in the Canadel Farmhouse Chic style makes a statement. Sure, it's a classic wood piece, but it's also not fussy or ornate; it has simple lines and delicate curves and it's simple enough that you can mix and match seating around it, if you're so inclined. **C**



THE DINING SET CHECKLIST

BEFORE YOU
HEAD OUT TO
FIND YOUR
DREAM DINING
SET, MAKE SURE
YOU'RE ARMED
WITH THESE:

EXAMPLES

It's easy to get swept away by the options in-store. Shopping with photos of your favorite dining set styles on hand will keep you focused.

INSPIRATION

It can also help to have a palette on hand: colors, patterns, and other general décor elements that you like.

NUMBERS

There's a set to suit virtually any need. Before shopping, consider the maximum number of people that will be at the table at one time, and whether an extendable version would be useful.

FLOOR PLAN

Don't commit your dining room to memory. Mapping out the dimensions—as well as the size of all doors leading to it—will help avoid unpleasant surprises later. Bring photos, inspirations, etc. Your ideas are welcome!

MUCH LIKE YOUR SIMPLE DINNERWARE, KEEP YOUR BUFFET FUSS-FREE. YOU CAN'T GO WRONG WITH A SET OF WHITE DISHES (INCLUDING PLATTERS, BOWLS, AND MATCHING MUGS) BEHIND GLASS DOORS.



Rough stone is an ideal backdrop for a buffet, which updates the wood-and-metal industrial aesthetic.



MAGNIFICENT GREENERY
Magnolia Leaf Wreath
Jane Seymour Botanicals
wayfair.com



SHINE BRIGHT
Mini Lantern Pendant
Visual Comfort & Co
lumens.com

FARM FRESH

CREATE A COMFY RURAL AESTHETIC IN ANY HOME WITH TIMELESS FORMS, HONEST MATERIALS, AND UPDATED FARMHOUSE STAPLES.



SERVE CHILLED
Ice Bucket
Dansk
lenox.com



CAKE FIRST
Isla Large Wooden
Cake Stand & Dome
Pier 1
pier1.com



COUNTRY STYLE
Canadel's Loft Collection
Mist Grey washed
canadel.com

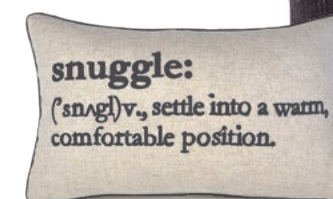


CLEAN AND CUTE
Reusable bag
Dans le sac
dandlesac.co



SPARKLY TWIST
Pillow
Highline Bedding Co.
bedbathandbeyond.ca

SIMPLY SNUGGLE
Pillow
Bed Bath and Beyond
bedbathandbeyond.ca



PURE WHITE
Fall 2017
Ready-to-wear
Lela Rose

An aerial photograph of a large, multi-story house with a dark roof, nestled within a dense forest. The trees are in full autumn foliage, displaying a rich palette of reds, oranges, yellows, and greens. In the background, a river or lake is visible, surrounded by more forested hills under a clear sky.

HOME *free*

80

How to create a perfect place in the country—uncluttered
and easy to maintain—for family to unwind, re-energize,
and escape the pressures of modern life

WORDS BY MICHAEL TOTZKE
PHOTOS ANDRE RIDER (FEATURES), FRANÇOIS LALLIER (LIFESTYLE)



For nature lovers, there's no more prized possession than a home away from home—ranging from a humble cottage by the lake to a roomy cabin in the woods to a family compound in the country. When nature has so much to offer, whatever the season, no one wants to spend precious hours indoors on upkeep. Which is where Canadel

comes in, with its seven collections of good strong furniture, made to measure and built to last. Outfitting a family retreat with select future heirlooms—rather than castoffs—not only makes maintenance easy but ensures the Great Outdoors is matched by a Great Indoors. >



OUTFITTING A RETREAT WITH FUTURE HEIRLOOMS—RATHER THAN CASTOFFS FROM A MAIN RESIDENCE—ENSURES THE GREAT OUTDOORS IS MATCHED BY A GREAT INDOORS.



Need inspiration? Check out Canadel's three stylish chairs for a fabulous dining space.



Champlain collection,
Mist Grey washed
with fabric TU



Canadel collection,
Kaffe washed



Canadel collection,
Oak washed
with fabric 7M



DESIGNER TIP

Keeping accessories to a minimum and within a restrictive color palette keeps everything in harmony.



87



Neat and tidy

"Everything in its place" is the motto for a no-fuss country kitchen. Bringing form and function together with ease, a cleverly designed kitchen island from Canadel's East Side collection includes a handy storage drawer and shelf, plus useful towel rungs. >



HAVE A SEAT
A TRIO OF STYLISH
BARSTOOLS AVAILABLE
FROM CANADEL



Canadel collection,
Black with fabric TE



Gourmet collection,
Oak washed with fabric 7M



Canadel collection,
Black with Sunbrella fabric X7

All kinds of meals—from a full breakfast to an impromptu lunch to a more formal supper—are accommodated by various dining options. Armless barstools pulled up to a kitchen island keep things casual and provide extra seating when guests visit for the weekend. Tables, chairs, and barstools from Canadel's East Side collection refine the popular loft/industrial aesthetic and bring it home. >

TABLES, CHAIRS, AND BARSTOOLS FROM
CANADEL'S EAST SIDE COLLECTION REFINE
THE POPULAR LOFT/INDUSTRIAL AESTHETIC
AND BRING IT HOME.





Rich wood, smooth glass, and crisp fabric make a handsome triumvirate.




Like the East Side collection, Canadel's Loft collection was inspired by the factories and welding workshops of the Industrial Revolution. Its sleek blend of birch wood and metal accents with a rustic finish works as well in a country cabin as in a city loft. A rectangular table topped with white glass, with a wooden-seat bench and side chairs grouped around, is both modern and timeless. >



Though substantial, a buffet from the East Side collection feels light and airy.

Pure and simple

If a room is of generous dimensions, resist the urge to fill it with too many pieces of furniture. Rather, go big! A comfy sectional sofa is a fine way to anchor the room. Its no-frills grace is complemented by the simple lines and historically distressed finishes of a matching coffee table and round table. Set against pale walls and upholstery, hits of jet black add drama. The result is unfussy country chic. 



DESIGNER TIP
A palette of grey to black and white allows the rich tones of natural wood from the Champlain collection to shine.



PASTORAL CHARM
Dinner Bell
Signature Hardware
signaturehardware.com



THE RUSTIK
Hand Painted Paddle
Ropes and Wood
ropesandwood.com

EASY DOES IT

PURE-AND-SIMPLE WOOD,
CLASSIC PATTERNS, AND BOLD
ACCESSORIES BRING A TOUCH
OF MODERN COUNTRY CHIC
TO ANY SPACE.



CLASSIC FASHION
Backpack
m0851
m0851.com



TAKE A SEAT
Canadel's Loft
Collection
Natural washed
with Leather ZD
canadel.com



SEATING ON FIRE
Pouf Coomba
missoni
missoni.com

GETTING WARMER
Avalon Blanket
Hermès
hermes.com



WHAT A VIEW
Pillow
Rani Arabella
barneys.com



INTO THE WOODS
Fall 17/Winter 18
Ready-to-wear
Philipp Plein

COOL WORD
Decorative scrabble letter
Surface Graphique
etsy.com/ca/shop/
WallArtbySG



You've found your dream table (well done, you're already ahead of the game!) and now that you've selected ideal seating for your new space, you're good to go, right? Well, sometimes it's not quite as simple as choosing the dining set you've always coveted. What if your room is too tiny for such a large, bold table? The good news is Canadel's exemplary tailor-made services are at your fingertips. The Signature program means you can custom-craft your set to a new size and new dimensions to suit your space.

First, simply measure the area and draw your floorplan. Include furniture options in various shapes and sizes to see what will best work in the space. Read on for dos and don'ts you can use to get the perfect pieces for your space.

TIP 1:
DON'T forget about existing pieces. Your grandmother's chandelier, the hutch that's been passed down for generations, the elaborate bench the kids gave you for that milestone birthday. Work with what you have—don't feel as if you need to start with a blank canvas. Take these cherished pieces into consideration and include them in your floorplan to ensure there's space for everything.

TIP 2:
DO think proportionally. Worried that the oversized dining table you've chosen will look much too large in your super-spacious room? It won't—filling up your space and keeping your furniture proportional to the size of your room works. (Just think: a tiny table in a huge room would seem a tad out of place, right?) That said, you'll also need to consider the shape of the room. Those that aren't your typical square shape (think galleys) might need a thinner table, for example, to comfortably fit chairs around.

TIP 3:
DO accessorize to your heart's content. Don't be afraid to bring in those vases, urns, candlesticks, artwork, and even extra seating to round out the space. Beloved accoutrements are what really makes a house a home. **C**

SHAPES & SIZES

Dreaming of the perfect table set to suit your space? With Canadel's Signature program, we have you covered.

WORDS BY LISA VAN DE GEYN

Made with UDesign

UNLEASH YOUR CREATIVITY AND IGNITE THAT ARTISTIC PASSION WITHIN BY GETTING FAMILIAR WITH CANADEL'S POPULAR INTERACTIVE DESIGN TOOL, UDESIGN. FIND PLENTY OF INSPIRATION AND LEARN TO DISCOVER YOUR STYLE BY VISITING UDESIGN.CANADEL.COM.


WORDS BY PAIGE MAGARREY
PHOTOS FRANÇOIS LALLIER,
ANDRE RIDER

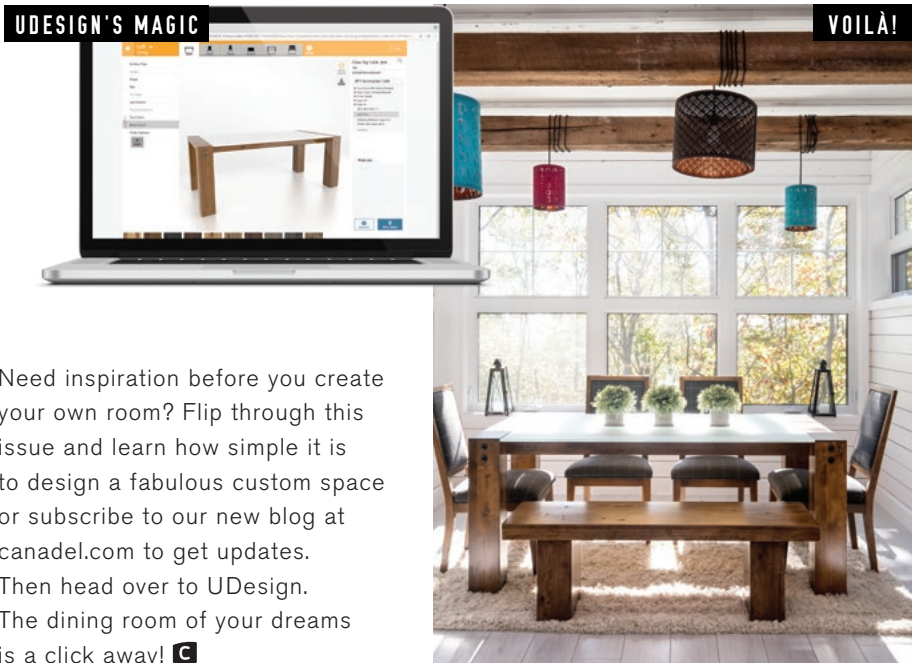
98

When you're thinking about the pieces that would work best in your home and how you want to decorate, don't do it alone—Canadel's popular (and free!) interactive design tool, UDesign (found at canadel.com), allows you to choose and customize furniture and dining room designs from millions of options. Simply get comfortable, log onto the site using your desktop, smartphone, or tablet, and you'll automatically be turned into a designer.

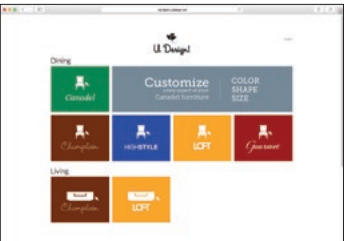
Here's how it works. Log onto the site and you'll find a simple interface that allows you to select a style, then pick individual pieces and fill out all the details—shape, size, legs, edging, finishes, colors, and more.

When you've completed your custom design, simply bring your wish list to your closest Canadel retailer who will then order your one-of-a-kind creation.

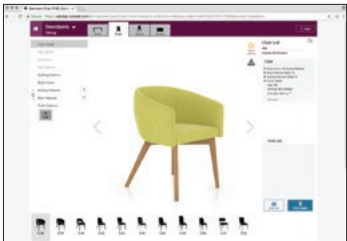
Need inspiration before you create your own room? Flip through this issue and learn how simple it is to design a fabulous custom space or subscribe to our new blog at canadel.com to get updates. Then head over to UDesign. The dining room of your dreams is a click away! 



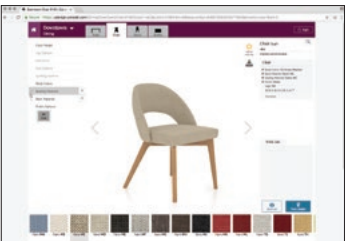
1. GO TO OUR WEBSITE
AND PICK A COLLECTION



2. PICK THE
FURNITURE TYPE



3. CUSTOMIZE TO
SUIT YOUR SPACE



Canadel's UDesign program makes it easier than ever to create a one-of-a-kind dining room. Just pick your favorite piece, then customize the color, shape, and size to perfectly suit your space. It's just a few clicks to view your results.

UDESIGN.CANADEL.COM



Quality, Time After Time



DOWN
TOWN

Canadel